



Candle-Power CP24

Category

F2) LED - Constant Current

Description

Candle-Power CP24 is a constant current LED dimmer designed to control high power LED devices such as those available from Lumileds and Cree

Mechanical

- Housing: 19" 3U Rack Enclosure
- Material: Metal
- Overall Dimensions: 3RU (H) x 19" Rack (W) x 256mm (D)
- Mass: 4.4kg (300W), 4.9kg (600W)
- Country of Manufacture: United Kingdom

Power & Electrical

- Input Voltage: 90-250 VAC
- Input Connector: IEC C13 Male
- Input Power (max): 300W or 600W
- Duty Cycle: 80% @ 25°C
- DC fuse: internal resettable fuse for control electronics
- Input fuse: 3.15A slow blow
- Cable earth connector: (24) M4 screw

Environmental

- Operating Temperature: 0°C to 40°C
- Storage Temperature: -10°C to +50°C
- Operating Relative Humidity (max): 80% Non-Condensing
- IP Rating: IP20 Indoor Use Only
- Certification: CE FCC, WEEE, RoHS
- Warranty: 2 Year (Return to Base)

Sensors & Indicators

- Internal sensors: Temperature & voltage
- LED indicators: Power / DMX / Sensor Fault



DMX512 Input

- Protocols: DMX512, DMX512 (1990), DMX512-A, RDM V1.0 (E1.20 - 2006 ESTA Standard)
- Input mode: non-isolated
- Input ESD protection: 15 kV
- Connectors: (1) 5-pin male XLR (input); (1) 5-pin XLR female (loop)

Constant Current Outputs

- Voltage: PSU dependent (24V or 48V as standard)
- Protection: Short circuit & open circuit
- Current: Module dependent (350mA or 700mA as standard)
- Current Regulation Frequency: 330 kHz
- Asymmetric Modulation Frequency: 3 kHz
- Connection: (24) pluggable screw terminal RGB common anode output

RDM

- Configuration: start address
- Data: Lamp hours, lamp strikes, footprint, temperature sensor, voltage sensor

Ordering Info

Product Code: CP24-xx-yyymA (aaV-bbbW)

xx: No. of channels - 24 as standard (custom available)

yyy: Current rating (350mA, 700mA or custom)


aa: Voltage of internal PSU (24V, 48V or custom)

bbb: Power available (300W or 600W)

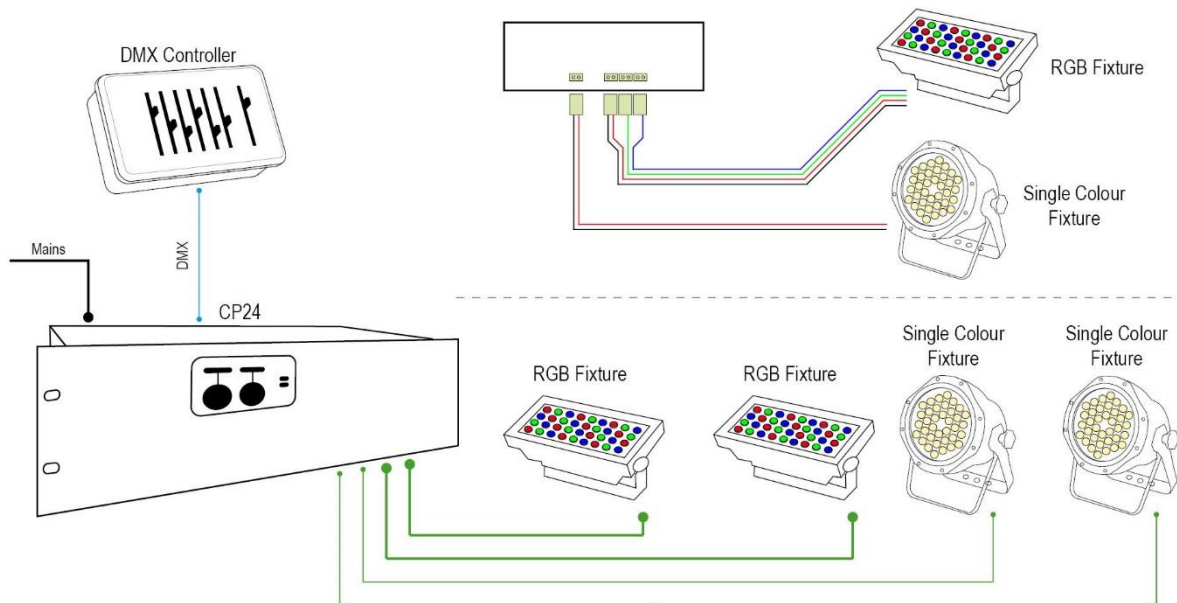
Package contents: CP24 product, user guide, IEC mains lead



Mounting Drawing



Application Drawing



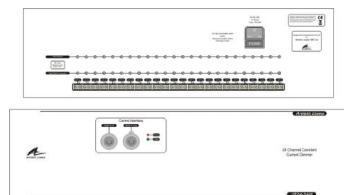
Artistic Licence Engineering Ltd

Studio 1, Spectrum House
32-34 Gordon House Road
London, NW5 1LP
United Kingdom

Telephone +44 (0)20 8863 4515
Fax +44 (0)20 8426 0551
Email: Sales@ArtisticLicence.com
www.ArtisticLicence.com

Customer support and knowledge base:
www.ArtisticLicence.com/support.html

All products are covered from date of purchase by a two-year return to base warranty.



Due to our policy of continuing product improvement, specifications are subject to change without notice.

Artistic Licence

Candle-Power CP24